



Genomic DNA clean-up

User manual

NucleoSpin[®] gDNA Clean-up

This product distributed by Clontech Laboratories, Inc.

A Takara Bio Company

1290 Terra Bella Ave., Mountain View, CA 94043

www.clontech.com

For ordering information

1.800.662.2566

orders@clontech.com

For technical support

1.800.662.2566

tech@clontech.com



For research use only. Not for resale. Unless otherwise indicated, all trademarks are the property of Clontech Laboratories, Inc. ©2015

July 2014 / Rev. 02

MACHEREY-NAGEL

www.mn-net.com



gDNA clean-up

Protocol-at-a-glance (Rev.02)

NucleoSpin® gDNA Clean-up


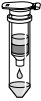
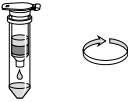
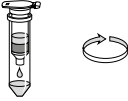
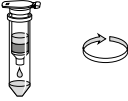
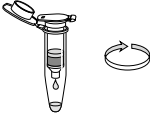
1 Adjust DNA binding conditions	 <p>150 µL sample + 450 µL DB</p> <p>Vortex 5 s</p> <p>(For smaller sample volumes adjust to 150 µL with water, for larger sample volumes increase binding buffer proportionally.)</p>
2 Bind DNA	 <p>Load sample on NucleoSpin® gDNA Clean-up Column</p> <p>11,000 x g 30 s</p>
3 Wash silica membrane	<div>  <div> 1st + 700 µL DW Vortex 2 s 11,000 x g 30 s </div> </div> <div>  <div> 2nd + 700 µL DW Vortex 2 s 11,000 x g 30 s </div> </div>
4 Dry silica membrane	 <p>11,000 x g 1 min</p>
5 Elute DNA	 <p>50 µL DE</p> <p>RT 1 min</p> <p>11,000 x g 30 s</p> <p>(Optional: Repeat elution with first eluate or another 50 µL of fresh Buffer DE. Heating elution buffer to 70°C might further promote elution.)</p>

Table of contents

1	Components	4
1.1	Kit contents	4
1.2	Reagents, consumables, and equipment to be supplied by user	4
1.3	About this user manual	5
2	Product description	6
2.1	Basic principle	6
2.2	Kit specifications	6
2.3	Removal of RNA	7
2.4	How to interpret yield and purity from UV-VIS	7
3	Storage conditions and preparation of working solutions	9
4	Safety instructions	10
5	NucleoSpin® gDNA Clean-up protocol	11
6	Appendix	13
6.1	Troubleshooting	13
6.2	Ordering information	13
6.3	Product use restriction/warranty	14

1 Components

1.1 Kit contents

NucleoSpin® gDNA Clean-up			
REF	10 preps 740230.10	50 preps 740230.50	250 preps 740230.250
Binding Buffer DB	25 mL	25 mL	125 mL
Wash Buffer DW (Concentrate)*	6 mL	25 mL	3 x 50 mL
Elution Buffer DE**	13 mL	13 mL	30 mL
NucleoSpin® gDNA Clean-up Columns (light green rings)	10	50	250
Collection Tubes (2 mL)	10	50	250
User manual	1	1	1

1.2 Reagents, consumables, and equipment to be supplied by user

Reagents

- 96–100 % ethanol

Consumables

- 1.5 mL microcentrifuge tubes
- Disposable pipette tips

Equipment

- Manual pipettors
- Centrifuge for microcentrifuge tubes
- Personal protection equipment (e.g., lab coat, gloves, goggles)

* For preparation of working solutions and storage conditions see section 3.

**Composition of Elution Buffer DE: 5 mM Tris/HCl, pH 8.5

1.3 About this user manual

It is strongly recommended that first-time users of the **NucleoSpin® gDNA Clean-up** kit read the detailed protocol sections of this user manual. Experienced users, however, may refer to the Protocol-at-a-glance instead. The Protocol-at-a-glance is designed to be used only as a supplemental tool for quick referencing while performing the purification procedure.

All technical literature is available on the internet at ***www.mn-net.com***.

2 Product description

2.1 Basic principle

Prepurified and especially high molecular weight genomic DNA dissolved in water, elution buffer, or any reaction buffer is mixed with Binding Buffer DB and loaded onto a NucleoSpin® gDNA Clean-up Column.

All kinds of contaminants are removed by two washing steps with Wash Buffer DB.

After a drying step, pure and concentrated DNA can be eluted with Elution Buffer DE (5 mM Tris/HCl, pH 8.5).

2.2 Kit specifications

- The **NucleoSpin® gDNA Clean-up** kit is designed for the rapid purification of previously isolated small and especially high molecular weight genomic DNA. It is used to clean-up and concentrate genomic DNA after crude extraction methods, for example using Trizol, or after enzymatic, or chemical reactions.
- No need for organic denaturants or chloroform extractions.
- Any impurities like phenol, enzymes, salts, dyes, labels, nucleotides, small oligonucleotides, and even up to 5% detergents (e.g., SDS, Triton, Tween, Lauroylsarcosin) are removed completely.
- Binding Buffer DB and Wash Buffer DW are specifically developed to allow a very gentle binding and washing to ensure the highest possible DNA recovery for high molecular weight DNA as well as for DNA fragments down to 100 bp.
- The eluted DNA is ready-to-use for all standard downstream applications such as PCR, endonuclease restriction, Southern Blotting and labeling.

Table 1: Kit specifications at a glance

Parameter	NucleoSpin® gDNA Clean-up
Typical sample size	150 µL DNA solution
Typical amount of DNA	< 25 µg
Typical recovery	80–90 %
Fragment size	100 bp–approx. 50 kbp
Binding capacity	50 µg
Elution volume	50–100 µL
Preparation time	< 15 min/10 preps
Format	Mini spin column

2.3 Removal of RNA

Nucleotides and small oligonucleotides are removed by the gentle binding conditions and the stringent washing steps. To remove contamination of RNA completely, it is recommend to add 1 µg of RNase A (see ordering information) to 150 µL of sample and to incubate at room temperature (18–25 °C) for 5–15 min.

2.4 How to interpret yield and purity from UV-VIS

The most common method to determine the DNA yield is UV-VIS spectroscopy. The DNA concentration in the final eluate can be calculated from its absorption maximum at 260 nm (A_{260}) based on the fact that an absorption of $A_{260} = 1$ corresponds to 50 µg/mL double stranded DNA. However, this calculation assumes the absence of any other compound that absorbs UV light at 260 nm. Any contamination with phenol, RNA, protein, or detergents, etc. significantly contributes to the total absorption at 260 nm, thus leading to an overestimation of the real DNA concentration.

Purity ratio A_{260}/A_{230}

To facilitate the decision whether the yield as determined from A_{260} readings can be trusted or not, the ratio of the absorption at 260 nm and 230 nm can be used. The ratio A_{260}/A_{230} should be higher than 2.0 for pure DNA and is acceptable down to ratios of about 1.5. Smaller values around or even below 1.0 indicate significant amounts of impurities and the real DNA concentration is far below its calculated value.

Purity ratio A_{260}/A_{280}

Another indicator of DNA purity is the ratio A_{260}/A_{280} , which should be between 1.8 and 1.9. Values below 1.8 indicate protein contamination, whereas higher values indicate RNA contamination. However, this ratio should be treated with caution, since contamination with protein and RNA at the same time can compensate each other and result in a perfect A_{260}/A_{280} .

Agarose gel electrophoresis

As a consequence, the DNA should always be run on an agarose gel to evaluate the DNA quality in terms of size distribution and to verify the UV-VIS quantification especially if A_{260}/A_{230} and A_{260}/A_{280} are beyond the acceptable range.

3 Storage conditions and preparation of working solutions

Attention:

Buffer DB contains guanidine hydrochloride. Wear gloves and goggles!

Storage conditions:

- All kit components should be stored at room temperature (18–25 °C) and are stable for at least one year. Storage at lower temperatures may cause precipitation of salts. If precipitation occurs, incubate the bottle for several minutes at about 30–40 °C and mix well until the precipitate is dissolved.

Before starting any **NucleoSpin® gDNA Clean-up** protocol prepare the following:

- **Wash Buffer DW:** Add the indicated volume of ethanol (96–100 %) to **Buffer DW Concentrate**. Mark the label of the bottle to indicate that ethanol has been added. Buffer DW is stable at room temperature (18–25 °C) for at least one year.

NucleoSpin® gDNA Clean-up			
	10 preps	50 preps	250 preps
REF	740230.10	740230.50	740230.250
Wash Buffer DW (Concentrate)	6 mL Add 14 mL ethanol	25 mL Add 60 mL ethanol	3 x 50 mL Add 110 mL ethanol to each bottle

4 Safety instructions


The following component of the **NucleoSpin® gDNA Clean-up** kits contain hazardous contents.

Wear gloves and goggles and follow the safety instructions given in this section.

GHS classification

Only harmful features need not be labeled with H and P phrases up to 125 mL or 125 g.

Mindergefährliche Eigenschaften müssen bis 125 mL oder 125 g nicht mit H- und P-Sätzen gekennzeichnet werden.

Component	Hazard contents	GHS symbol	Hazard phrases	Precaution phrases
Inhalt	Gefahrstoff	GHS Symbol	H-Sätze	P-Sätze
DB	Guanidine hydrochloride 1–10 % + ethanol 55–75 % Guanidinhydrochlorid 1–10 % + Ethanol 55–75 %		Danger Gefahr	H 225 P 210, 233, 403+235

For further information please see Material Safety Data Sheets (www.mn-net.com).

Weiterführende Informationen finden Sie in den Sicherheitsdatenblättern (www.mn-net.com).

Hazard phrases

H 225 Highly flammable liquid and vapour
Flüssigkeit und Dampf leicht entzündbar.

Precaution phrases

P 210 Keep away from heat, hot surfaces, sparks, open flames and other ignition sources. No smoking.
Von Hitze, heißen Oberflächen, Funken, offenen Flammen sowie anderen Zündquellenarten fernhalten. Nicht rauchen.

P 233 Keep container tightly closed.
Behälter dicht verschlossen halten.

P 403+235 Store in a well ventilated place. Keep cool.
Kühl an einem gut belüfteten Ort aufbewahren.

5 NucleoSpin® gDNA Clean-up protocol

Before starting the preparation:

- Check if Wash Buffer DW was prepared according to section 3.

1 Adjust DNA binding conditions

Add **450 µL Binding Buffer DB** to **150 µL DNA solution**.

Vortex for **5 s**.

Note: If sample volume is less than 150 µL, fill up with water to 150 µL. If more than 150 µL of sample has to be processed, increase Binding Buffer DB proportionally. Multiple loading steps might be necessary in step 2.



**150 µL
sample
+ 450 µL DB
Vortex 5**

2 Bind DNA

Place a **NucleoSpin® gDNA Clean-up Column** in a **Collection Tube (2 mL)**.

Load **up to 700 µL sample solution** onto the column.

Centrifuge for **30 s** at **11,000 x g**.

Discard flow-through and place the column back into the collection tube.



**Load sample
11,000 x g
30 s**

3 Wash silica membrane

1st wash

Add **700 µL Buffer DW** to the **NucleoSpin® gDNA-Clean-up Column**.

Close the lid, vortex for **2 s**, and centrifuge for **30 s** at **11,000 x g**.

Discard flow-through and place the column back into the collection tube.



**+ 700 µL DW
Vortex 2 s
11,000 x g
30 s**

2nd wash

Add **700 µL Buffer DW** to the NucleoSpin® gDNA-Clean-up Column.

Close the lid, vortex for 2 s, and centrifuge for 30 s at **11,000 x g**.

Discard flow-through and place the column back into the collection tube.



+ 700 µL DW

Vortex 2 s

**11,000 x g
30 s**

4 Dry silica membrane

Centrifuge for **1 min** at **11,000 x g** and discard the collection tube.

Note: Residual ethanolic wash buffer might inhibit enzymatic reactions.



**11,000 x g
1 min**

5 Elute DNA

Place the NucleoSpin® gDNA Clean-up Column into a new 1.5 mL microcentrifuge tube (not provided).

Add **50 µL Buffer DE** to the column.

Do not close the lid and incubate for **1 min** at **room temperature (18–25 °C)**.

Close the lid and centrifuge for **30 s** at **11,000 x g**.

Note: DNA yield can be increased by eluting a second time. Either re-apply the first eluate to the column or use 50 µL of fresh Elution Buffer DE.

Heating the elution buffer to 70 °C can further increase the elution efficiency.



+ 50 µL DE

**RT
1 min**

**11,000 x g
1 min**

6 Appendix

6.1 Troubleshooting

Problem	Possible cause and suggestions
Poor or no DNA yield	<i>Reagents not applied or restored properly</i>
	<ul style="list-style-type: none"> • Always dispense exactly the buffer volumes given in the protocol!
	<ul style="list-style-type: none"> • Always follow the given instructions closely with regard to order and mode of mixing (shaking, vortexing etc.).
	<ul style="list-style-type: none"> • Add the indicated volume of ethanol (96–100 %) to Wash Buffer DW Concentrate and mix thoroughly (see section 5 for more information).
Suboptimal performance of DNA in downstream experiments	<ul style="list-style-type: none"> • Keep bottles tightly closed in order to prevent evaporation or contamination.
	<i>Carry-over of ethanol or salt</i>
	<ul style="list-style-type: none"> • Make sure to dry the silica membrane and the NucleoSpin® gDNA Clean-up Column completely before elution to avoid carry-over of ethanolic Wash Buffer DW.
	<ul style="list-style-type: none"> • Check if Buffer DW has been equilibrated to room temperature (18–25 °C) before use. Washing at lower temperatures decreases the efficiency of salt removal.

6.2 Ordering information

Product	REF	Pack of
NucleoSpin® gDNA Clean-up	740230.10 / .50 / .250	10 / 50 / 250 preps
NucleoSpin® gDNA Clean-up XS	740904.10 / .50 / .250	10 / 50 / 250 preps
RNase A (lyophilized)	740505.50	50 mg
	740505	100 mg
Collection Tubes (2 mL)	740600	1000

Visit www.mn-net.com for more detailed product information.

6.3 Product use restriction/warranty

NucleoSpin® gDNA Clean-up kit components are intended, developed, designed, and sold FOR RESEARCH PURPOSES ONLY, except, however, any other function of the product being expressly described in original MACHEREY-NAGEL product leaflets.

MACHEREY-NAGEL products are intended for GENERAL LABORATORY USE ONLY! MACHEREY-NAGEL products are suited for QUALIFIED PERSONNEL ONLY! MACHEREY-NAGEL products shall in any event only be used wearing adequate PROTECTIVE CLOTHING. For detailed information please refer to the respective Material Safety Data Sheet of the product! MACHEREY-NAGEL products shall exclusively be used in an ADEQUATE TEST ENVIRONMENT. MACHEREY-NAGEL does not assume any responsibility for damages due to improper application of our products in other fields of application. Application on the human body is STRICTLY FORBIDDEN. The respective user is liable for any and all damages resulting from such application.

DNA/RNA/PROTEIN purification products of MACHEREY-NAGEL are suitable for *IN VITRO*-USES ONLY!

ONLY MACHEREY-NAGEL products specially labeled as IVD are also suitable for *IN VITRO*-diagnostic use. Please pay attention to the package of the product. *IN VITRO*-diagnostic products are expressly marked as IVD on the packaging.

IF THERE IS NO IVD SIGN, THE PRODUCT SHALL NOT BE SUITABLE FOR *IN VITRO*-DIAGNOSTIC USE!

ALL OTHER PRODUCTS NOT LABELED AS IVD ARE NOT SUITED FOR ANY CLINICAL USE (INCLUDING, BUT NOT LIMITED TO DIAGNOSTIC, THERAPEUTIC AND/OR PROGNOSTIC USE).

No claim or representations is intended for its use to identify any specific organism or for clinical use (included, but not limited to diagnostic, prognostic, therapeutic, or blood banking). It is rather in the responsibility of the user or - in any case of resale of the products - in the responsibility of the reseller to inspect and assure the use of the DNA/RNA/protein purification products of MACHEREY-NAGEL for a well-defined and specific application.

MACHEREY-NAGEL shall only be responsible for the product specifications and the performance range of MN products according to the specifications of in-house quality control, product documentation and marketing material.

This MACHEREY-NAGEL product is shipped with documentation stating specifications and other technical information. MACHEREY-NAGEL warrants to meet the stated specifications. MACHEREY-NAGEL's sole obligation and the customer's sole remedy is limited to replacement of products free of charge in the event products fail to perform as warranted. Supplementary reference is made to the general business terms and conditions of MACHEREY-NAGEL, which are printed on the price list. Please contact us if you wish to get an extra copy.

There is no warranty for and MACHEREY-NAGEL is not liable for damages or defects arising in shipping and handling (transport insurance for customers excluded), or out of accident or improper or abnormal use of this product; defects in products or

components not manufactured by MACHEREY-NAGEL, or damages resulting from such non-MACHEREY-NAGEL components or products.

MACHEREY-NAGEL makes no other warranty of any kind whatsoever, and SPECIFICALLY DISCLAIMS AND EXCLUDES ALL OTHER WARRANTIES OF ANY KIND OR NATURE WHATSOEVER, DIRECTLY OR INDIRECTLY, EXPRESS OR IMPLIED, INCLUDING, WITHOUT LIMITATION, AS TO THE SUITABILITY, REPRODUCTIVITY, DURABILITY, FITNESS FOR A PARTICULAR PURPOSE OR USE, MERCHANTABILITY, CONDITION, OR ANY OTHER MATTER WITH RESPECT TO MACHEREY-NAGEL PRODUCTS.

In no event shall MACHEREY-NAGEL be liable for claims for any other damages, whether direct, indirect, incidental, compensatory, foreseeable, consequential, or special (including but not limited to loss of use, revenue or profit), whether based upon warranty, contract, tort (including negligence) or strict liability arising in connection with the sale or the failure of MACHEREY-NAGEL products to perform in accordance with the stated specifications. This warranty is exclusive and MACHEREY-NAGEL makes no other warranty expressed or implied.

The warranty provided herein and the data, specifications and descriptions of this MACHEREY-NAGEL product appearing in MACHEREY-NAGEL published catalogues and product literature are MACHEREY-NAGEL's sole representations concerning the product and warranty. No other statements or representations, written or oral, by MACHEREY-NAGEL's employees, agent or representatives, except written statements signed by a duly authorized officer of MACHEREY-NAGEL are authorized; they should not be relied upon by the customer and are not a part of the contract of sale or of this warranty.

Product claims are subject to change. Therefore please contact our Technical Service Team for the most up-to-date information on MACHEREY-NAGEL products. You may also contact your local distributor for general scientific information. Applications mentioned in MACHEREY-NAGEL literature are provided for informational purposes only. MACHEREY-NAGEL does not warrant that all applications have been tested in MACHEREY-NAGEL laboratories using MACHEREY-NAGEL products. MACHEREY-NAGEL does not warrant the correctness of any of those applications.

Last updated: 07/2010, Rev. 03

Please contact:
MACHEREY-NAGEL GmbH & Co. KG
Tel.: +49 24 21 969-270
tech-bio@mn-net.com

Trademarks:

NucleoSpin® is a trademark of MACHEREY-NAGEL GmbH & Co KG

All used names and denotations can be brands, trademarks, or registered labels of their respective owner – also if they are not special denotation. To mention products and brands is only a kind of information (i.e., it does not offend against trademarks and brands and can not be seen as a kind of recommendation or assessment). Regarding these products or services we can not grant any guarantees regarding selection, efficiency, or operation.